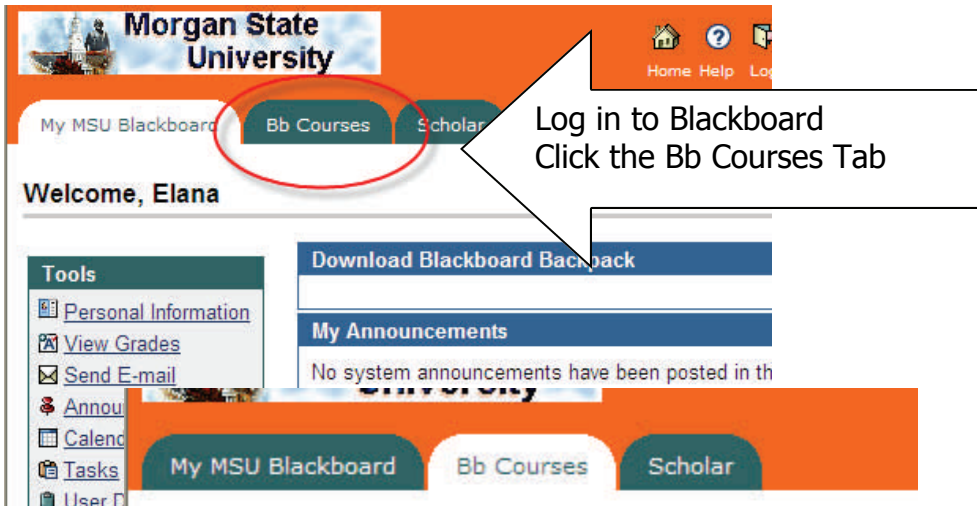
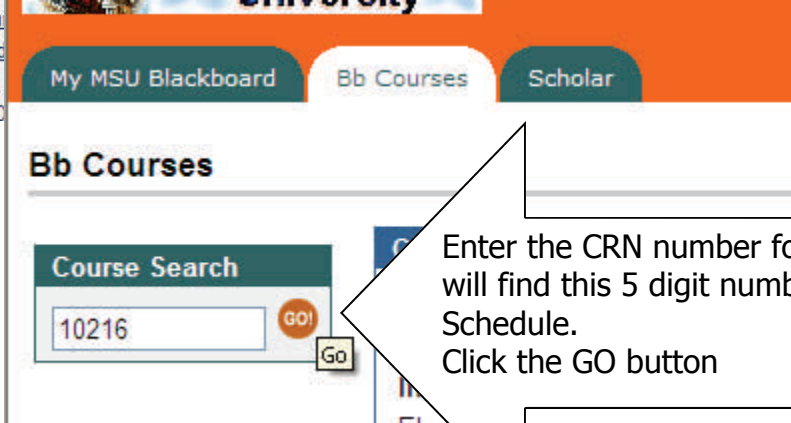


# How to Enroll in a Blackboard Course

The Blackboard Administrator will enroll registered students into courses the first week of classes. **If you do not see your course on your welcome screen, follow these instructions to self enroll.**

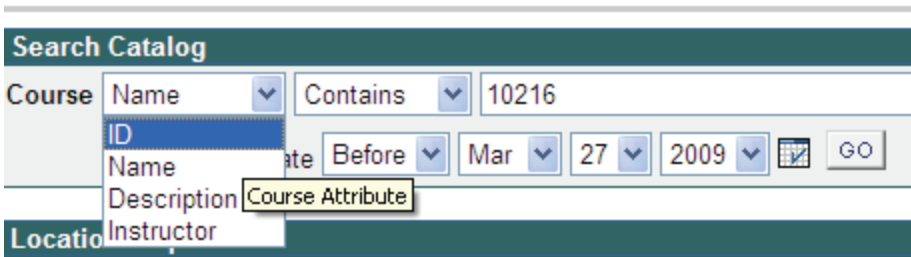


Log in to Blackboard  
Click the Bb Courses Tab



Enter the CRN number for the course. You will find this 5 digit number on your course Schedule. Click the GO button

## Browse Course Catalog



Click the drop down menu and select ID  
Click the GO button

Search Results:

Course ID	Course Name	Instructor Names	Description	
10216 200930	Applied Piano Spring 2009	Stephanie Bruning	Combined sections: 10216, 10218, 10220, 10972, 11017.11436	Enroll

Find your course in the search results and click the Enroll button.

**NOTE: Year/Semester Suffix Codes:**

- 2009=year
- 200930=Spring
- 200940=Summer
- 200970=Fall
- 200920= Winter